

Introductory sub-table (I)(a)

Name of the Company: NIIT Ltd			
Scrip Code, Name of the scrip, class of security: NIITLTD, NIIT Ltd, Equity Shares			
Quarter ended: June 2013			
Partly paid-up shares:-			
	No. of partly paid-up shares	As a % of total no. of partly paid-up shares	As a % of total no. of shares of the company
Held by promoter/promoter group	0	0.00	0.00
Held by public	0	0.00	0.00
Total	0	0.00	0.00
Outstanding convertible securities:-			
	No. of outstanding securities	As a % of total no. of outstanding convertible securities	As a % of total no. of shares of the company, assuming full conversion of the convertible securities
Held by promoter/promoter group	0	0.00	0.00
Held by public	0	0.00	0.00
Total	0	0.00	0.00
Warrants:-			
	No. of warrants	As a % of total no. of warrants	As a % of total no. of shares of the company, assuming full conversion of warrants
Held by promoter/promoter group	0	0.00	0.00
Held by public	0	0.00	0.00
Total	0.00	0.00	0.00
Total paid-up capital of the company, assuming full conversion of warrants and convertible securities	165,095,597		165,095,597

For NIIT Limited

RK Arora
Rajesh Arora
Company Secretary

Statement Showing Shareholding Pattern								
Category code	Category of Shareholder	Number of Shareholders	Table (I)(a)		Total shareholding as a percentage of total number of shares		Shares Pledged or otherwise encumbered	
			Total number of shares	Number of shares held in dematerialized form	As a percentage of (A+B) ¹	As a percentage of (A+B+C)	Number of shares	As a percentage
(I)	(II)	(III)	(IV)	(V)	(VI)	(VII)	(VIII)	(IX)= (VIII)/(IV)*100
(A)	Shareholding of Promoter and Promoter Group²							
1	Indian							
(a)	Individuals/ Hindu Undivided Family	12	6773714	6770715	4.10	4.10	0	0.00
(b)	Central Government/ State Government(s)	0	0	0	0.00	0.00	0	0.00
(c)	Bodies Corporate	3	47806889	47806889	28.96	28.96	0	0.00
(d)	Financial Institutions/ Banks	0	0	0	0.00	0.00	0	0.00
(e)	Any Others (Specify)	0	0	0	0.00	0.00	0	0.00
(e-i)								
(e-ii)								
	Sub Total(A)(1)	15	54580603	54577604	33.06	33.06	0.00	0.00
2	Foreign							
a	Individuals (Non-Residents Individuals/ Foreign Individuals)	0	0	0	0.00	0.00	0	0.00
b	Bodies Corporate	0	0	0	0.00	0.00	0	0.00
c	Institutions	0	0	0	0.00	0.00	0	0.00
d	Qualified Foreign Investor	0	0	0	0.00	0.00	0	0.00
e	Any Others (Specify)	0	0	0	0.00	0.00	0	0.00
e-i								
e-ii								
	Sub Total(A)(2)	0	0	0	0.00	0.00	0.00	0.00
	Total Shareholding of Promoter and Promoter Group (A)= (A)(1)+(A)(2)	15	54580603	54577604	33.06	33.06	0.00	0.00
(B)	Public shareholding							
1	Institutions							
(a)	Mutual Funds/ UTI	20	19577748	19575695	11.86	11.86		
(b)	Financial Institutions Banks	11	114385	114010	0.07	0.07		
(c)	Central Government/ State Government(s)	1	15000	15000	0.01	0.01		
(d)	Venture Capital Funds				0.00	0.00		
(e)	Insurance Companies	4	607627	607627	0.37	0.37		
(f)	Foreign Institutional Investors	41	31950018	31935410	19.35	19.35		
(g)	Foreign Venture Capital Investors	0	0	0	0.00	0.00		
(h)	Qualified Foreign Investor	0	0	0	0.00	0.00		
(i)	Any Other (specify)	0	0	0	0.00	0.00		
(i-i)								
(i-ii)								
	Sub-Total (B)(1)	77	52264778	52247742	31.66	31.66		
B 2	Non-institutions							
(a)	Bodies Corporate	1352	10861078	10847123	6.58	6.58		
(b)	Individuals							
I	i. Individual shareholders holding nominal share capital up to Rs 1 lakh	79261	33272047	32389703	20.15	20.15		
II	ii. Individual shareholders holding nominal share capital in excess of Rs. 1 lakh.	52	8783505	8783505	5.32	5.32		
(c)	Qualified Foreign Investor	0	0	0	0.00	0.00		
(d)	Any Other (specify)	0	0	0	0.00	0.00		
(d-i)	Non-Resident Individuals	978	2003950	1911118	1.21	1.21		
(d-ii)	Foreign National Individual	1	22500	22500	0.01	0.01		
(d-iii)	Trust	8	3307136	3307136	2.00	2.00		
	Sub-Total (B)(2)	81652	58250216	57261085	35.28	35.28		
(B)	Total Public Shareholding (B)= (B)(1)+(B)(2)	81729	110514994	109508827	66.94	66.94		
	TOTAL (A)+(B)	81744	165095597	164086431	100.00	100.00		
(C)	Shares held by Custodians and against which Depository Receipts have been issued							
1	Promoter and Promoter Group	0	0	0	0	0.00	0	0.00
2	Public	0	0	0	0	0.00	0	0.00
	Sub-Total (C)	0	0	0	0.00	0.00	0	0.00
	GRAND TOTAL (A)+(B)+(C)	81744	165095597	164086431	100.00	100.00	0	0.00


For NIIT Limited

Rajesh Arora
Rajesh Arora
Company Secretary

(1)(b) **Statement showing holding of securities (including shares, warrants, convertible securities) of persons belonging to the category “Promoter and Promoter Group”**

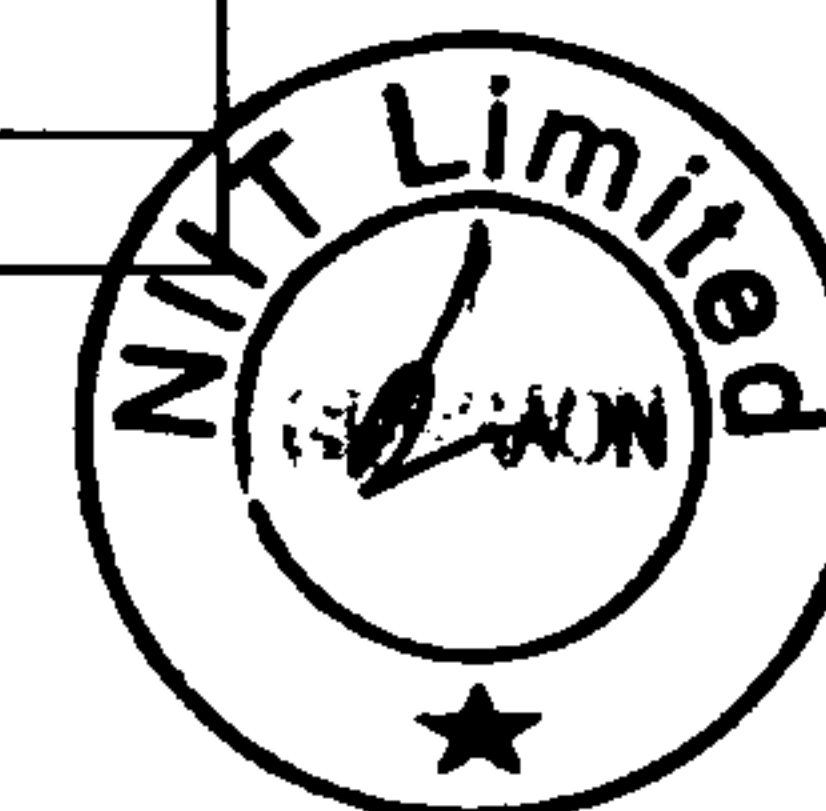
Sr. No.	Name of the shareholder	Details of Shares held		Encumbered shares (*)			Details of warrants		Details of convertible securities		Total shares (including underlying shares assuming full conversion of warrants and convertible securities) as a % of diluted share capital
		Number of shares held	As a % of grand total (A)+(B)+(C)	No.	As a percentage	As a % of grand total (A)+(B)+(C) of sub-clause (I)(a)	Number of warrants held	As a % total number of warrants of the same class	Number of convertible securities held	As a % total number of convertible securities of the same class	
(I)	(II)	(III)	(IV)	(V)	(VI)=(V)/(III)*100	(VII)	(VIII)	(IX)	(X)	(XI)	(XII)
1	RAJENDRA SINGH PAWAR & NEETI PAWAR	155000	0.09	0	0.00	0.00	0	0.00	0	0.00	0.09
2	NEETI PAWAR & RAJENDRA SINGH PAWAR	2289934	1.39	0	0.00	0.00	0	0.00	0	0.00	1.39
3	URVASHI PAWAR	56250	0.03	0	0.00	0.00	0	0.00	0	0.00	0.03
4	UNNATI PAWAR	56242	0.03	0	0.00	0.00	0	0.00	0	0.00	0.03
5	UDAI PAWAR	7500	0.00	0	0.00	0.00	0	0.00	0	0.00	0.00
6	R.S.PAWAR HUF	2527	0.00	0	0.00	0.00	0	0.00	0	0.00	0.00
7	VIJAY KUMAR THADANI & RENUKA VIJAY THADANI	155000	0.09	0	0.00	0.00	0	0.00	0	0.00	0.09
8	RENUKA VIJAY THADANI & VIJAY KUMAR THADANI	3386493	2.05	0	0.00	0.00	0	0.00	0	0.00	2.05
9	RENUKA VIJAY THADANI	1312	0.00	0	0.00	0.00	0	0.00	0	0.00	0.00
10	RENUKA VIJAY THADANI & KIRAN VIJAY THADANI	1687	0.00	0	0.00	0.00	0	0.00	0	0.00	0.00
11	V.K.THADANI HUF	2527	0.00	0	0.00	0.00	0	0.00	0	0.00	0.00
12	ARVIND THAKUR	659242	0.40	0	0.00	0.00	0	0.00	0	0.00	0.40
13	PACE SERVICES LIMITED	22557547	13.66	0	0.00	0.00	0	0.00	0	0.00	13.66
14	GLOBAL SOLUTIONS PRIVATE LIMITED	21580980	13.07	0	0.00	0.00	0	0.00	0	0.00	13.07
15	A K M SYSTEMS PRIVATE LIMITED	3668362	2.22	0	0.00	0.00	0	0.00	0	0.00	2.22
TOTAL		54580603	33.06	0	0.00	0.00	0	0.00	0	0.00	33.06

(*) The term “encumbrance” has the same meaning as assigned to it in regulation 28(3) of the SAST Regulations, 2011



(I)(c)(i) Statement showing holding of securities (including shares, warrants, convertible securities) of persons belonging to the category “Public” and holding more than 1% of the total number of shares

Sr. No.	Name of the shareholder	Number of shares held	Shares as a percentage of total number of shares {i.e., Grand Total (A)+(B)+(C) indicated in Statement at para (I)(a) above}	Details of warrants		Details of convertible securities		Total shares (including underlying shares assuming full conversion of warrants and convertible securities) as a % of diluted share capital
				Number of warrants held	As a % total number of warrants of the same class	Number of convertible securities held	% w.r.t total number of convertible securities of the same class	
1	FID FUNDS (MAURITIUS) LIMITED	10139408	6.14	0	0	0	0	6.14
2	RBC GLOBAL ASSET MANAGEMENT INC A/C PHILLIPS HAGER & NORTH OVERSEAS EQUITY FUND	6510555	3.94	0	0	0	0	3.94
3	RBC GLOBAL ASSET MANAGEMENT INC A/C PHILLIPS HAGER & NORTH OVERSEAS EQUITY PENSION TRUST	4471099	2.71	0	0	0	0	2.71
4	GOVERNMENT PENSION FUND GLOBAL	4050822	2.45	0	0	0	0	2.45
5	DSP BLACKROCK EQUITY FUND	3593860	2.18	0	0	0	0	2.18
6	IL AND FS TRUST COMPANY LIMITED	3245499	1.97	0	0	0	0	1.97
7	DSP BLACKROCK SMALL AND MID CAP FUND	3141729	1.90	0	0	0	0	1.90
8	THE MASTER TRUST BANK OF JAPAN LTD. AS TRUSTEE OF BLACKROCK INDIA EQUITY FUND	3054508	1.85	0	0	0	0	1.85
9	PANKAJ JAYANTILAL PATEL	2629540	1.59	0	0	0	0	1.59
10	ICICI PRUDENTIAL MIDCAP FUND	2249195	1.36	0	0	0	0	1.36
11	RELIANCE CAPITAL TRUSTEE CO. LTD- A/C RELIANCE SMALL CAP FUND	2000000	1.21	0	0	0	0	1.21
12	ICICI PRUDENTIAL TECHNOLOGY FUND	1933971	1.17	0	0	0	0	1.17
TOTAL		47020186	28.48	0	0.00	0	0.00	28.48




(I)(c)(ii) Statement showing holding of securities (including shares, warrants, convertible securities) of persons (together with PAC) belonging to the category “Public” and holding more than 5% of the total number of shares of the company

Sr. No.	Name(s) of the shareholder(s) and the Persons Acting in Concert (PAC) with them	Number of shares	Shares as a percentage of total number of shares {i.e., Grand Total (A)+(B)+(C) indicated in Statement at para (I)(a) above}	Details of warrants		Details of convertible securities		Total shares (including underlying shares assuming full conversion of warrants and convertible securities) as a % of diluted share capital
				Number of warrants	As a % total number of warrants of the same class	Number of convertible securities held	% w.r.t total number of convertible securities of the same class	
1	FID FUNDS (MAURITIUS) LIMITED	10139408	6.14	0	0	0	0	6.14
2								
3								
4								
5								
6								
7								
8								
9								
10								
11								
12								
TOTAL		10139408	6.14	0	0.00	0	0.00	6.14



(I)(d) Statement showing details of locked-in shares

Sr. No.	Name of the shareholder	Number of shares as a percentage of total number of shares, Grand Total (C) indicated in table at para (I)(a) above}	Promoter/ Promoter Group/ Public
1	NA	0.00	Promoter/ Promoter Group
2	NA	0.00	Public
3	NA	0.00	Promoter/ Promoter Group
4	NA	0.00	Public
5	NA	0.00	Promoter/ Promoter Group
TOTAL		0.00	



(II)(a) Statement showing details of Depository Receipts (DRs)

Sr. No.	Type of outstanding DR (ADRs, GDRs, SDRs, etc.)	Number of outstanding DRs	Number of shares underlying outstanding DRs	Shares underlying outstanding DRs as a percentage of total number of shares {i.e., Grand Total (A)+(B)+(C) indicated in Statement at para (I)(a) above}
1	Not Applicable	Not Applicable	0	0.00
2				
3				
4				
5				
6				
7				
8				
9				
TOTAL		0	0	0

