



Introductory sub-table (I)(a)

Name of the Company: NIIT Ltd			
Scrip Code, Name of the scrip, class of security: NIITLTD, NIIT Ltd, Equity Shares			
Quarter ended: September 2014			
Partly paid-up shares:-			
	No. of partly paid-up shares	As a % of total no. of partly paid-up shares	As a % of total no. of shares of the company
Held by promoter/promoter group	0	0.00	0.00
Held by public	0	0.00	0.00
Total	0	0.00	0.00
Outstanding convertible securities:-			
	No. of outstanding securities	As a % of total no. of outstanding convertible securities	As a % of total no. of shares of the company, assuming full conversion of the convertible securities
Held by promoter/promoter group	0	0.00	0.00
Held by public	0	0.00	0.00
Total	0	0.00	0.00
Warrants:-			
	No. of warrants	As a % of total no. of warrants	As a % of total no. of shares of the company, assuming full conversion of warrants
Held by promoter/promoter group	0	0.00	0.00
Held by public	0	0.00	0.00
Total	0.00	0.00	0.00
Total paid-up capital of the company, assuming full conversion of warrants and convertible securities	165,170,597		165,170,597




Statement Showing Shareholding Pattern									
Category code	Category of Shareholder	Table (I)(a)				Total shareholding as a percentage of total number of shares		Shares Pledged or otherwise encumbered	
		Number of Shareholders	Total number of shares	Number of shares held in dematerialized form	As a percentage of (A+B) ¹	As a percentage of (A+B+C)	Number of shares	As a percentage	
		(III)	(IV)	(V)	(VI)	(VII)	(VIII)	(IX) = (VIII)/(IV)*100	
(A)	Shareholding of Promoter and Promoter Group²								
1	Indian								
(a)	Individuals/ Hindu Undivided Family	10	6773714	6773714	4.10	4.10	0	0.00	
(b)	Central Government/ State Government(s)	0	0	0	0.00	0.00	0	0.00	
(c)	Bodies Corporate	3	49699621	49699621	30.09	30.09	0	0.00	
(d)	Financial Institutions/ Banks	0	0	0	0.00	0.00	0	0.00	
(e)	Any Others(Specify)	0	0	0	0.00	0.00	0	0.00	
(e-i)									
(e-ii)									
	Sub Total(A)(1)	13	56473335	56473335	34.19	34.19	0.00	0.00	
2	Foreign								
a	Individuals (Non-Residents Individuals/ Foreign Individuals)	0	0	0	0.00	0.00	0	0.00	
b	Bodies Corporate	0	0	0	0.00	0.00	0	0.00	
c	Institutions	0	0	0	0.00	0.00	0	0.00	
d	Qualified Foreign Investor	0	0	0	0.00	0.00	0	0.00	
e	Any Others(Specify)	0	0	0	0.00	0.00	0	0.00	
e-i									
e-ii									
	Sub Total(A)(2)	0	0	0	0.00	0.00	0.00	0.00	
	Total Shareholding of Promoter and Promoter Group (A)= (A)(1)+(A)(2)	13	56473335	56473335	34.19	34.19	0.00	0.00	
(B)	Public shareholding								
1	Institutions								
(a)	Mutual Funds/ UTI	19	24207981	24205928	14.66	14.66			
(b)	Financial Institutions / Banks	10	15591	15216	0.01	0.01			
(c)	Central Government/ State Government(s)	1	15000	15000	0.01	0.01			
(d)	Venture Capital Funds				0.00	0.00			
(e)	Insurance Companies	4	607627	607627	0.37	0.37			
(f)	Foreign Institutional Investors	36	16255105	16240497	9.84	9.84			
(g)	Foreign Venture Capital Investors	0	0	0	0.00	0.00			
(h)	Qualified Foreign Investor	0	0	0	0.00	0.00			
(i)	Any Other (specify)	0	0	0	0.00	0.00			
(i-i)									
(i-ii)									
	Sub-Total (B)(1)	70	41101304	41084268	24.88	24.88			
B 2	Non-institutions								
(a)	Bodies Corporate	1508	14720366	14706411	8.91	8.91			
(b)	Individuals								
I	Individuals -i. Individual shareholders holding nominal share capital up to Rs 1 lakh	73825	34327646	33489667	20.78	20.78			
II	ii. Individual shareholders holding nominal share capital in excess of Rs. 1 lakh.	74	12402717	12402717	7.51	7.51			
(c)	Qualified Foreign Investor	0	0	0	0.00	0.00			
(d)	Foreign Portfolio Investor (Corporate)	1	123665	123665	0.07	0.07			
(d-i)	Non-Resident Individuals	985	2713328	2620496	1.64	1.64			
(d-ii)	Foreign National Individual	1	22500	22500	0.01	0.01			
(d-iii)	Trust	5	3285736	3285736	1.99	1.99			
	Sub-Total (B)(2)	76399	67595958	66651192	40.92	40.92			
(B)	Total Public Shareholding (B)= (B)(1)+(B)(2)	76469	108697262	107735460	65.81	65.81			
	TOTAL (A)+(B)	76482	165170597	164208795	100.00	100.00			
(C)	Shares held by Custodians and against which Depository Receipts have been issued								
1	Promoter and Promoter Group	0	0	0	0	0.00	0	0.00	
2	Public	0	0	0	0	0.00	0	0.00	
	Sub-Total (C)	0	0	0	0.00	0.00	0	0.00	
	GRAND TOTAL (A)+(B)+(C)	76482	165170597	164208795	100.00	100.00	0	0.00	



(I)(b) Statement showing holding of securities (including shares, warrants, convertible securities) of persons belonging to the category "Promoter and Promoter Group"

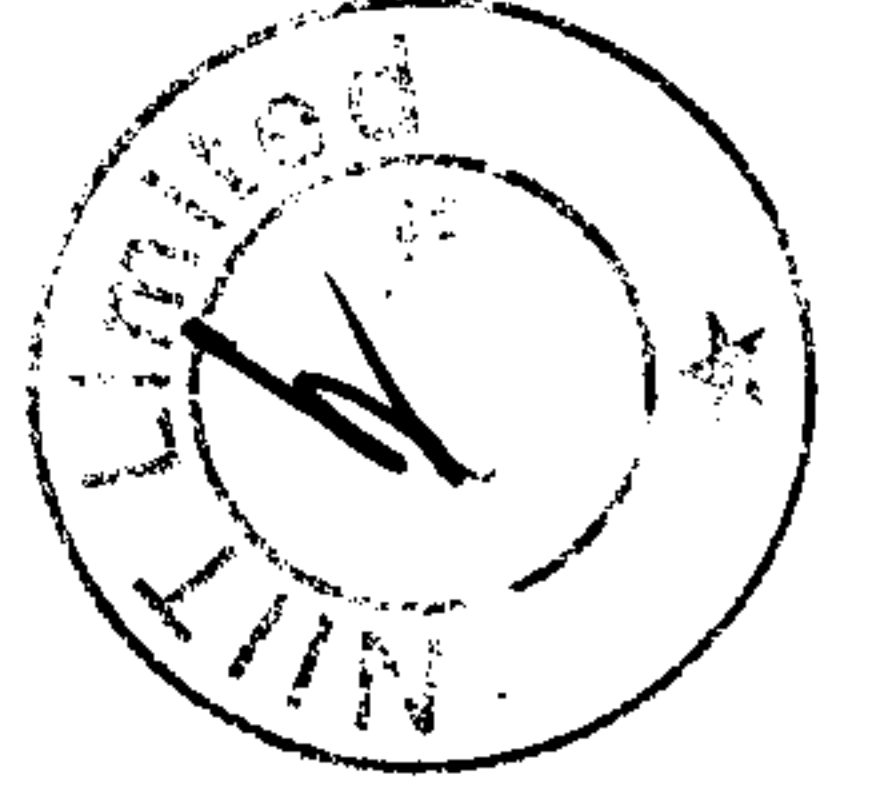
Sr. No.	Name of the shareholder	Details of Shares held		Encumbered shares (*)		Details of warrants		Details of convertible securities		Total shares (including underlying shares assuming full conversion of warrants and convertible securities) as a % of diluted share capital		
		Number of shares held	As a % of grand total (A)+(B)+(C)	No.	As a percentage (VI)=(V)/(III)*100	As a % of grand total (A)+(B)+(C) of sub-clause (IXa)	Number of warrants held	As a % total number of warrants of the same class	Number of convertible securities held		As a % total number of convertible securities of the same class	
												(III)
1	RAJENDRA SINGH PAWAR & NEETI PAWAR	155000	0.09	0	0.00	0	0.00	0	0.00	0	0.00	0.09
2	NEETI PAWAR & RAJENDRA SINGH PAWAR	2289934	1.39	0	0.00	0	0.00	0	0.00	0	0.00	1.39
3	URVASHI PAWAR	56250	0.03	0	0.00	0	0.00	0	0.00	0	0.00	0.03
4	UNNATI PAWAR	56242	0.03	0	0.00	0	0.00	0	0.00	0	0.00	0.03
5	UDAI PAWAR	7500	0.00	0	0.00	0	0.00	0	0.00	0	0.00	0.00
6	R.S.PAWAR HUF	2527	0.00	0	0.00	0	0.00	0	0.00	0	0.00	0.00
7	VIJAY KUMAR THADANI & RENUKA VIJAY THADANI	155000	0.09	0	0.00	0	0.00	0	0.00	0	0.00	0.09
8	RENUKA VIJAY THADANI & VIJAY KUMAR THADANI	3389492	2.05	0	0.00	0	0.00	0	0.00	0	0.00	2.05
9	V.K.THADANI HUF	2527	0.00	0	0.00	0	0.00	0	0.00	0	0.00	0.00
10	ARVIND THAKUR	659242	0.40	0	0.00	0	0.00	0	0.00	0	0.00	0.40
11	PACE SERVICES PRIVATE LIMITED	23503913	14.23	0	0.00	0	0.00	0	0.00	0	0.00	14.23
12	GLOBAL SOLUTIONS PRIVATE LIMITED	22527346	13.64	0	0.00	0	0.00	0	0.00	0	0.00	13.64
13	A K M SYSTEMS PRIVATE LIMITED	3668362	2.22	0	0.00	0	0.00	0	0.00	0	0.00	2.22
	TOTAL	56473335	34.19	0	0.00	0	0.00	0	0.00	0	0.00	34.19

(*) The term "encumbrance" has the same meaning as assigned to it in regulation 28(3) of the SAST Regulations, 2011




(D)(c)(i) Statement showing holding of securities (including shares, warrants, convertible securities) of persons belonging to the category "Public" and holding more than 1% of the total number of shares

Sr. No.	Name of the shareholder	Number of shares held	Shares as a percentage of total number of shares {i.e., Grand Total (A)+(B)+(C) indicated in Statement at para (D)(a) above}	Details of warrants		Details of convertible securities		Total shares (including underlying shares assuming full conversion of warrants and convertible securities) as a % of diluted share capital
				Number of warrants held	As a % total number of warrants of the same class	Number of convertible securities held	% w.r.t total number of convertible securities of the same class	
1	GOVERNMENT PENSION FUND GLOBAL	4780193	2.89	0	0	0	0	2.89
2	HSBC BANK (MAURITIUS) LIMITED	4690543	2.84	0	0	0	0	2.84
3	DSP BLACKROCK SMALL AND MID CAP FUND	3941729	2.39	0	0	0	0	2.39
4	DSP BLACKROCK EQUITY FUND	3926089	2.38	0	0	0	0	2.38
5	ICICI PRUDENTIAL EXPORTS AND OTHER SERVICES FUND	3300000	2.00	0	0	0	0	2.00
6	IL AND FS TRUST COMPANY LIMITED	3245499	1.96	0	0	0	0	1.96
7	SUNDARAM MUTUAL FUND A/C SUNDARAM SELECT MIDCAP	3069036	1.86	0	0	0	0	1.86
8	RELIANCE CAPITAL TRUSTEE CO. LTD-A/C RELIANCE SMALL CAP FUND	3066382	1.86	0	0	0	0	1.86
9	THE MASTER TRUST BANK OF JAPAN LTD. AS TRUSTEE OF BLACKROCK INDIA EQUITY FUND	3054508	1.85	0	0	0	0	1.85
10	ICICI PRUDENTIAL TECHNOLOGY FUND	2307371	1.40	0	0	0	0	1.40
11	ICICI PRUDENTIAL MIDCAP FUND	2249195	1.36	0	0	0	0	1.36
	TOTAL	37630545	22.78	0	0.00	0	0.00	22.78




(I)(c)(ii) Statement showing holding of securities (including shares, warrants, convertible securities) of persons (together with PAC) belonging to the category "Public" and holding more than 5% of the total number of shares of the company

Sr. No.	Name(s) of the shareholder(s) and the Persons Acting in Concert (PAC) with them	Number of shares	Shares as a percentage of total number of shares {i.e., Grand Total (A)+(B)+(C) indicated in Statement at para (I)(a) above}	Details of warrants		Details of convertible securities		Total shares (including underlying shares assuming full conversion of warrants and convertible securities) as a % of diluted share capital
				Number of warrants	As a % total number of warrants of the same class	Number of convertible securities held	% w.r.t total number of convertible securities of the same class	
1	NOT APPLICABLE							
2								
3								
4								
5								
6								
7								
8								
9								
10								
11								
12								
TOTAL		0	0.00	0	0.00	0	0.00	0.00



(I)(d) Statement showing details of locked-in shares

Sr. No.	Name of the shareholder	Number of locked-in shares	Locked-in shares as a percentage of total number of shares {i.e., Grand Total (A)+(B)+(C) indicated in Statement at para (I)(a) above}	Promoter/ Promoter Group/ Public
1	NA	0	0.00	Promoter/ Promoter Group
2	NA	0	0.00	Public
3	NA	0	0.00	Promoter/ Promoter Group
4	NA	0	0.00	Public
5	NA	0	0.00	Promoter/ Promoter Group
TOTAL		0	0.00	



(II)(a) Statement showing details of Depository Receipts (DRs)

Sr. No.	Type of outstanding DR (ADRs, GDRs, SDRs, etc.)	Number of outstanding DRs	Number of shares underlying outstanding DRs	Shares underlying outstanding DRs as a percentage of total number of shares {i.e., Grand Total (A)+(B)+(C) indicated in Statement at para (D)(a) above}
1	Not Applicable	Not Applicable	0	0.00
2				
3				
4				
5				
6				
7				
8				
9				
TOTAL		0	0	0

