

**NIIT INSITUTE OF FINANCE BANKING AND INSURANCE
TRAINING LIMITED
STATEMENT OF ACCOUNTS FOR THE YEAR ENDED
MARCH 31, 2016**

Price Waterhouse

Chartered Accountants

INDEPENDENT AUDITORS' REPORT

TO THE MEMBERS OF NIIT INSTITUTE OF FINANCE BANKING AND INSURANCE TRAINING LIMITED

Report on the Financial Statements

1. We have audited the accompanying financial statements of NIIT Institute of Finance Banking and Insurance Training Limited ("the Company"), which comprise the Balance Sheet as at March 31, 2016, the Statement of Profit and Loss, the Cash Flow Statement for the year then ended, and a summary of the significant accounting policies and other explanatory information.

Management's Responsibility for the Financial Statements

2. The Company's Board of Directors is responsible for the matters stated in Section 134(5) of the Companies Act, 2013 ("the Act") with respect to the preparation of these standalone financial statements to give a true and fair view of the financial position, financial performance and cash flows of the Company in accordance with the accounting principles generally accepted in India, including the Accounting Standards specified under Section 133 of the Act, read with Rule 7 of the Companies (Accounts) Rules, 2014. This responsibility also includes maintenance of adequate accounting records in accordance with the provisions of the Act for safeguarding of the assets of the Company and for preventing and detecting frauds and other irregularities; selection and application of appropriate accounting policies; making judgments and estimates that are reasonable and prudent; and design, implementation and maintenance of adequate internal financial controls, that were operating effectively for ensuring the accuracy and completeness of the accounting records, relevant to the preparation and presentation of the financial statements that give a true and fair view and are free from material misstatement, whether due to fraud or error.

Auditors' Responsibility

3. Our responsibility is to express an opinion on these financial statements based on our audit.
4. We have taken into account the provisions of the Act and the Rules made thereunder including the accounting standards and matters which are required to be included in the audit report.
5. We conducted our audit in accordance with the Standards on Auditing specified under Section 143(10) of the Act and other applicable authoritative pronouncements issued by the Institute of Chartered Accountants of India. Those Standards and pronouncements require that we comply with ethical requirements and plan and perform the audit to obtain reasonable assurance about whether the financial statements are free from material misstatement.
6. An audit involves performing procedures to obtain audit evidence about the amounts and the disclosures in the financial statements. The procedures selected depend on the auditors' judgment, including the assessment of the risks of material misstatement of the financial statements, whether due to fraud or error. In making those risk assessments, the auditor considers internal financial control relevant to the Company's preparation of the financial statements that give a true and fair view, in order to design audit procedures that are appropriate in the circumstances. An audit also includes evaluating the appropriateness of the accounting policies used and the reasonableness of the accounting estimates made by the Company's Directors, as well as evaluating the overall presentation of the financial statements.
7. We believe that the audit evidence we have obtained is sufficient and appropriate to provide a basis for our audit opinion on the financial statements.

INDEPENDENT AUDITORS' REPORT

To the Members of NIIT Institute of Finance Banking and Insurance Training Limited

Report on the Financial Statements

Page 2 of 3

Opinion

8. In our opinion and to the best of our information and according to the explanations given to us, the aforesaid financial statements give the information required by the Act in the manner so required and give a true and fair view in conformity with the accounting principles generally accepted in India, of the state of affairs of the Company as at March 31, 2016,, and its profits and its cash flows for the year ended on that date.

Report on Other Legal and Regulatory Requirements

9. As required by 'the Companies (Auditor's Report) Order, 2016', issued by the Central Government of India in terms of sub-section (11) of section 143 of the Act (hereinafter referred to as the "Order"), and on the basis of such checks of the books and records of the Company as we considered appropriate and according to the information and explanations given to us, we give in the Annexure B a statement on the matters specified in paragraphs 3 and 4 of the Order.
10. As required by Section 143 (3) of the Act, we report that:
- (a) We have sought and obtained all the information and explanations which to the best of our knowledge and belief were necessary for the purposes of our audit.
 - (b) In our opinion, proper books of account as required by law have been kept by the Company so far as it appears from our examination of those books.
 - (c) The Balance Sheet, the Statement of Profit and Loss, and the Cash Flow Statement dealt with by this Report are in agreement with the books of account
 - (d) In our opinion, the aforesaid financial statements comply with the Accounting Standards specified under Section 133 of the Act, read with Rule 7 of the Companies (Accounts) Rules, 2014.
 - (e) On the basis of the written representations received from the directors as on March 31, 2016 taken on record by the Board of Directors, none of the directors is disqualified as on March 31, 2016 from being appointed as a director in terms of Section 164 (2) of the Act.
 - (f) With respect to the adequacy of the internal financial controls over financial reporting of the Company and the operating effectiveness of such controls, refer to our separate Report in Annexure A.
 - (g) With respect to the other matters to be included in the Auditors' Report in accordance with Rule 11 of the Companies (Audit and Auditors) Rules, 2014, in our opinion and to the best of our knowledge and belief and according to the information and explanations given to us:
 - i. The Company has disclosed the impact, if any, of pending litigations as at March 31, 2016 on its financial position in its financial statements – Refer Note 16;
 - ii. The Company did not have any long-term contracts including derivative contracts as at March 31, 2016.

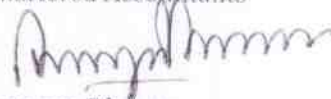


INDEPENDENT AUDITORS' REPORT

To the Members of NIIT Institute of Finance Banking and Insurance Training Limited
Report on the Financial Statements
Page 3 of 3

- iii. There were no amounts which were required to be transferred to the Investor Education and Protection Fund by the Company during the year ended March 31, 2016.

For Price Waterhouse
Firm Registration Number: 301112E
Chartered Accountants



Anupam Dhawan
Partner
Membership Number : 084451

Place: Gurgaon
Date : May 9, 2016

Annexure A to Independent Auditors' Report

Referred to in paragraph 10 of the Independent Auditors' Report of even date to the members of NIIT Institute of Finance Banking and Insurance Training Limited on the financial statements for the year ended March 31, 2016.

Report on the Internal Financial Controls under Clause (i) of Sub-section 3 of Section 143 of the Act

1. We have audited the internal financial controls over financial reporting of NIIT Institute of Finance Banking and Insurance Training Limited ("the Company") as of March 31, 2016 in conjunction with our audit of the financial statements of the Company for the year ended on that date.

Management's Responsibility for Internal Financial Controls

2. The Company's management is responsible for establishing and maintaining internal financial controls based on the internal control over financial reporting criteria established by the Company considering the essential components of internal control stated in the Guidance Note on Audit of Internal Financial Controls Over Financial Reporting issued by the Institute of Chartered Accountants of India (ICAI). These responsibilities include the design, implementation and maintenance of adequate internal financial controls that were operating effectively for ensuring the orderly and efficient conduct of its business, including adherence to company's policies, the safeguarding of its assets, the prevention and detection of frauds and errors, the accuracy and completeness of the accounting records, and the timely preparation of reliable financial information, as required under the Act.

Auditors' Responsibility

3. Our responsibility is to express an opinion on the Company's internal financial controls over financial reporting based on our audit. We conducted our audit in accordance with the Guidance Note on Audit of Internal Financial Controls Over Financial Reporting (the "Guidance Note") and the Standards on Auditing deemed to be prescribed under section 143(10) of the Act to the extent applicable to an audit of internal financial controls, both applicable to an audit of internal financial controls and both issued by the ICAI. Those Standards and the Guidance Note require that we comply with ethical requirements and plan and perform the audit to obtain reasonable assurance about whether adequate internal financial controls over financial reporting was established and maintained and if such controls operated effectively in all material respects.
4. Our audit involves performing procedures to obtain audit evidence about the adequacy of the internal financial controls system over financial reporting and their operating effectiveness. Our audit of internal financial controls over financial reporting included obtaining an understanding of internal financial controls over financial reporting, assessing the risk that a material weakness exists, and testing and evaluating the design and operating effectiveness of internal control based on the assessed risk. The procedures selected depend on the auditor's judgement, including the assessment of the risks of material misstatement of the financial statements, whether due to fraud or error.
5. We believe that the audit evidence we have obtained is sufficient and appropriate to provide a basis for our audit opinion on the Company's internal financial controls system over financial reporting.

Meaning of Internal Financial Controls Over Financial Reporting

6. A company's internal financial control over financial reporting is a process designed to provide reasonable assurance regarding the reliability of financial reporting and the preparation of financial statements for external purposes in accordance with generally accepted accounting principles. A company's internal financial control over financial reporting includes those policies and procedures that (1) pertain to the maintenance of records that, in reasonable detail, accurately and fairly reflect the transactions and dispositions of the assets of the company; (2) provide reasonable assurance that transactions are recorded as necessary to permit preparation of financial statements in accordance



Annexure A to Independent Auditors' Report

Referred to in paragraph 10 of the Independent Auditors' Report of even date to the members of NIIT Institute of Finance Banking and Insurance Training Limited on the financial statements for the year ended March 31, 2016.

with generally accepted accounting principles, and that receipts and expenditures of the company are being made only in accordance with authorisations of management and directors of the company; and (3) provide reasonable assurance regarding prevention or timely detection of unauthorised acquisition, use, or disposition of the company's assets that could have a material effect on the financial statements.

Inherent Limitations of Internal Financial Controls Over Financial Reporting


7. Because of the inherent limitations of internal financial controls over financial reporting, including the possibility of collusion or improper management override of controls, material misstatements due to error or fraud may occur and not be detected. Also, projections of any evaluation of the internal financial controls over financial reporting to future periods are subject to the risk that the internal financial control over financial reporting may become inadequate because of changes in conditions, or that the degree of compliance with the policies or procedures may deteriorate.

Opinion

8. In our opinion, the Company has, in all material respects, an adequate internal financial controls system over financial reporting and such internal financial controls over financial reporting were operating effectively as at March 31, 2016, based on the internal control over financial reporting criteria established by the Company considering the essential components of internal control stated in the Guidance Note on Audit of Internal Financial Controls Over Financial Reporting issued by the Institute of Chartered Accountants of India.

Place: Gurgaon
Date: May 9, 2016

For Price Waterhouse
Firm Registration Number: 301112E
Chartered Accountants



Anupam Dhanwan
Partner
Membership Number 084451

Annexure B to Independent Auditors' Report

Referred to in paragraph 9 of the Independent Auditors' Report of even date to the members of NIIT Institute of Finance Banking and Insurance Training Limited on the financial statements as of and for the year ended March 31, 2016

- i. (a) The Company is maintaining proper records showing full particulars, including quantitative details and situation, of fixed assets.
- (b) The fixed assets are physically verified by the Management according to a phased programme designed to cover all the items over a period of two years which, in our opinion, is reasonable having regard to the size of the Company and the nature of its assets. Pursuant to the programme, a portion of the fixed assets has been physically verified by the Management during the year and no material discrepancies have been noticed on such verification.
- c) The Company does not own any immovable properties. Therefore, the provisions of Clause 3(i)(c) of the said Order are not applicable to the Company.
- ii. The Company has sold all inventory during the year and accordingly, no inventory is held as at the year end. Therefore, the provisions of Clause 3(ii) of the said Order are not applicable to the Company.
- iii. The Company has not granted any loans, secured or unsecured, to companies, firms, Limited Liability Partnerships or other parties covered in the register maintained under Section 189 of the Act. Therefore, the provisions of Clause 3(iii), (iii)(a), (iii)(b) and (iii)(c) of the said Order are not applicable to the Company.
- iv. The Company has not granted any loans or made any investments, or provided any guarantees or security to the parties covered under Section 185 and 186. Therefore, the provisions of Clause 3(iv) of the said Order are not applicable to the Company.
- v. The Company has not accepted any deposits from the public within the meaning of Sections 73, 74, 75 and 76 of the Act and the Rules framed there under to the extent notified.
- vi. Pursuant to the rules made by the Central Government of India, the Company is required to maintain cost records as specified under Section 148(1) of the Act in respect of its products. We have broadly reviewed the same, and are of the opinion that, prima facie, the prescribed accounts and records have been made and maintained. We have not, however, made a detailed examination of the records with a view to determine whether they are accurate or complete.
- vii. (a) According to the information and explanations given to us and the records of the Company examined by us, in our opinion, the Company is generally regular in depositing undisputed statutory dues in respect of income tax and service tax, though there has been a slight delay in a few cases, and is regular in depositing undisputed statutory dues, including provident fund, employees' state insurance, sales tax, value added tax and other material statutory dues, as applicable, with the appropriate authorities.
- (b) According to the information and explanations given to us and the records of the Company examined by us, there are no dues of income-tax, sales-tax, value added tax which have not been deposited on account of any dispute. The particulars of dues of service tax as at March 31, 2016 which have not been deposited on account of a dispute, are as follows:

Name of the statute	Nature of dues	Amount (Rs. Million)	Period to which the amount relates	Forum where the dispute is pending
Finance Act, 1944	Service Tax	32.35	June 2008 to February 2010	Custom, Excise and Service Tax Appellate Tribunal



Annexure B to Independent Auditors' Report

Referred to in paragraph 9 of the Independent Auditors' Report of even date to the members of NHT Institute of Finance Banking and Insurance Training Limited on the financial statements for the year ended March 31, 2016.
Page 2 of 2.

- viii. As the Company does not have any loans or borrowings from any financial institution or bank or Government, nor has it issued any debentures as at the balance sheet date, the provisions of Clause 3(viii) of the Order are not applicable to the Company.
- ix. The Company has not raised any moneys by way of initial public offer, further public offer (including debt instruments) and term loans. Accordingly, the provisions of Clause 3(ix) of the Order are not applicable to the Company.
- x. During the course of our examination of the books and records of the Company, carried out in accordance with the generally accepted auditing practices in India, and according to the information and explanations given to us, we have neither come across any instance of material fraud by the Company or on the Company by its officers or employees, noticed or reported during the year, nor have we been informed of any such case by the Management.
- xi. The Company has paid/ provided for managerial remuneration in accordance with the requisite approvals mandated by the provisions of Section 197 read with Schedule V to the Act.
- xii. As the Company is not a Nidhi Company and the Nidhi Rules, 2014 are not applicable to it, the provisions of Clause 3(xii) of the Order are not applicable to the Company.
- xiii. The Company has entered into transactions with related parties in compliance with the provisions of Sections 177 and 188 of the Act. The details of such related party transactions have been disclosed in the financial statements as required under Accounting Standard (AS) 18, Related Party Disclosures specified under Section 133 of the Act, read with Rule 7 of the Companies (Accounts) Rules, 2014.
- xiv. The Company has not made any preferential allotment or private placement of shares or fully or partly convertible debentures during the year under review. Accordingly, the provisions of Clause 3(xiv) of the Order are not applicable to the Company.
- xv. The Company has not entered into any non-cash transactions with its directors or persons connected with him. Accordingly, the provisions of Clause 3(xv) of the Order are not applicable to the Company.
- xvi. The Company is not required to be registered under Section 45-IA of the Reserve Bank of India Act, 1934. Accordingly, the provisions of Clause 3(xvi) of the Order are not applicable to the Company.

For Price Waterhouse
Firm Registration Number: 301112E
Chartered Accountants



Anupam Dhawan
Partner
Membership Number: 084451

Place: Gurgaon
Date: May 9, 2016

NITT Institute of Finance Banking and Insurance Training Limited


Balance Sheet as at March 31, 2016

	PARTICULARS	Notes	As at March 31, 2016 Rs.	As at March 31, 2015 Rs.
I	EQUITY AND LIABILITIES			
1	Shareholders' funds			
	Share capital	3	101,125,000	101,125,000
	Reserves and surplus	4	(33,721,782)	(100,363,251)
2	Non-current liabilities			
	Long-term borrowings	5	-	45,000,000
3	Current liabilities			
	Trade payables	6	-	-
	Total outstanding due of micro enterprises and small enterprises and			
	Total outstanding due of creditor other than micro enterprises and small enterprises		18,128,180	60,705,253
	Other current liabilities	7	7,846,579	35,875,978
	Short-term provisions	8	1,794,753	6,233,569
	TOTAL		95,172,730	148,576,549
II	ASSETS			
1	Non-current assets			
	Fixed assets	9		
	Tangible assets		317,894	5,621,797
	Intangible assets		1,849,645	2,443,784
	Long-term loans and advances	11	42,353,315	31,832,831
	Other non-current assets	13	149,290	138,240
2	Current assets			
	Inventories	14	-	2,698,512
	Trade receivables	12	12,652,671	23,880,477
	Cash and bank balances	15	29,518,613	70,604,968
	Short-term loans and advances	11	8,135,610	11,351,316
	Other current assets	13	195,692	4,624
	TOTAL		95,172,730	148,576,549

The accompanying Notes are an integral part of these Financial Statements.

This is the Balance Sheet referred to in our report of even date.

For Price Waterhouse
Firm Registration No. : 301112 E
Chartered Accountants



Anupam Dhawan
Partner
Membership No. : 084451


Place : Gurgaon
Date : May 09, 2016

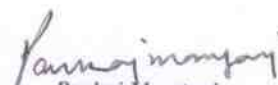
For and on behalf of the Board of Directors


P. Rajendran
Director
DIN : 00042531



Vijay K Thadani
Director
DIN : 00042527


Porkodi Palani
Manager
Place: Gurgaon
27.1. May 2016


Pankaj Mamtani
Chief Financial Officer


Arpita Bisaria Malhotra
Company Secretary

NIFT Institute of Finance Banking and Insurance Training Limited


Statement of Profit & Loss for the year ended March 31, 2016

	PARTICULARS	Notes	Year ended March 31, 2016 Rs.	Year ended March 31, 2015 Rs.
	INCOME			
I.	Revenue from Operations	17	221,363,272	396,975,355
II.	Other Income	18	1,698,787	3,629,186
III.	Total Revenue (I + II)		223,062,059	400,604,541
	IV. EXPENDITURE			
	Purchase of Traded Goods		2,428,627	5,339,406
	(Increase) / Decrease in Inventory	14	2,698,512	463,341
	Employee Benefits Expenses	19	27,986,937	109,836,618
	Outsourced Professional Faculty		16,250,782	70,198,852
	Course Execution Expenses (Refer Note 30)		43,565,438	-
	Finance Costs	21	500,097	158,404
	Depreciation and Amortization Expenses	9	3,247,517	19,161,489
	Other Expenses	22	79,934,731	258,426,814
	Total Expenses		176,612,641	463,584,924
V.	Profit/ (Loss) before exceptional items and tax (III-IV)		46,449,418	(62,980,383)
VI.	Exceptional items	24	20,685,531	-
VII.	Profit/ (Loss) before tax (V+VI)		67,134,949	(62,980,383)
VIII.	Tax expense/ (credit):			
	Current Tax		4,574,766	-
	MAT Credit (Entitlement) / Reversed	10	(4,081,286)	54,674
	Provision for tax relating to earlier years		-	(35,338)
IX.	Profit/ (Loss) for the year		66,641,469	(62,999,719)
X.	Earnings/ (Loss) per equity share (Nominal Value Rs.10 each):			
	Basic	25	6.59	(6.23)
	Diluted		6.59	(6.23)

The accompanying Notes are as integral part of these Financial Statements.

This is the Statement of Profit and Loss referred to in our report of even date

For Price Waterhouse
Firm Registration No. : 301112 E
Chartered Accountants



Anupam Dhawan
Partner

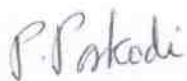
Membership No. : 084451

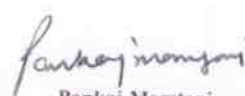
Place : Gurgaon
Date : May 09, 2016

For and on behalf of the Board of Directors


P. Rajendran
Director
DIN : 00042531


Vijay K Thadani
Director
DIN : 00042527


Porkodi Palani
Manager
Place: Gurgaon
Date: May 03, 2016


Pankaj Mamtani
Chief Financial Officer


Arpita Bisaria Malhotra
Company Secretary

NIFT Institute of Finance Banking and Insurance Training Limited
Cash Flow Statement for the year ended March 31, 2016

	Particulars	Year ended March 31, 2016 Rs.		Year ended March 31, 2015 Rs.	
A.	CASH FLOW FROM OPERATING ACTIVITIES:				
	Profit/ (Loss) before exceptional items and tax		46,449,418		(62,980,383)
	Adjustments for				
	Depreciation and Amortisation	3,247,517		19,161,489	
	Interest Expenses	500,097		158,404	
	Interest Income	(1,070,671)		(3,573,386)	
	(Profit)/ Loss on Fixed Assets sold	(43,615)		294,033	
	Provision for Doubtful Debts	1,493,548		442,678	
	Provision for Gratuity & Compensated Absences	(4,438,816)		543,024	
	Foreign Exchange fluctuation	(6,727)	(318,667)	20,868	17,047,110
	Operating profit before working capital changes		46,130,751		(45,933,273)
	Add / (Less): (Increase)/ Decrease in operating working capital:				
	Increase/(Decrease) Trade Payables	(42,552,469)		(5,450,236)	
	Increase/(Decrease) Other Current Liabilities	(28,838,219)		242,428	
	Increase/(Decrease) Other Long Term Liabilities	850,000		-	
	Decrease/(Increase) Trade Receivables	9,731,792		18,205,496	
	Decrease/(Increase) Inventories	2,698,512		463,341	
	Decrease/(Increase) Short Term Loans and Advances	3,215,706		3,941,429	
	Decrease/(Increase) Long Term Loans and Advances	1,439,869		4,781,890	
	Decrease/(Increase) Other Bank Balances	(5,000,000)		30,000,000	
	Decrease/(Increase) Other Non-current Assets	(40,248)		-	
			(58,495,057)		52,184,348
	Cash generated from operations		(12,364,306)		6,251,075
	Taxes paid (including TDS)		(12,453,833)		(4,076,219)
	Net cash from Operating activities before exceptional items		(24,818,139)		2,174,856
	Less : Consideration for transfer of Order Book (Exceptional Item)		16,867,945		-
	Net Cash from Operating activities (A)		(7,950,194)		2,174,856
B.	CASH FLOW FROM INVESTING ACTIVITIES:				
	Purchase of Fixed Assets (including internally developed intangibles and Capital advances)		(4,733,909)		(2,597,306)
	Proceeds from sale of Fixed Assets		11,204,455		938,802
	Interest Received		908,801		4,346,466
	Net cash used for Investing activities (B)		7,379,347		2,687,962
C.	CASH FLOW FROM FINANCING ACTIVITIES:				
	Proceeds from Long Term Borrowings		-		45,000,000
	Long Term Borrowings repaid during the year		(45,000,000)		-
	Interest Paid		(515,508)		(142,993)
	Net cash from / (used in) Financing activities (C)		(45,515,508)		44,857,007
	Net Increase/(Decrease) in Cash & Cash equivalents (A) + (B) + (C)		(46,086,355)		49,719,825
	Cash and Cash equivalents as at the beginning of the year (Note 1)		70,604,968		20,885,143
	Cash and cash equivalents as at the end of the year (Note 1)		24,518,613		70,604,968

Contd...




Notes:

1	Cash and cash equivalents at year end	March 31, 2016		March 31, 2015	
		Rs.		Rs.	
	Cash and Cheques on hand				3,692,295
	Balances with banks		24,518,613		66,912,673
			24,518,613		70,604,968

- The above Cash Flow Statement has been prepared under the indirect method as set out in Accounting Standard 3 as notified under Section 211(3C) [Companies (Accounting Standards) Rules, 2006]
- Figures in parenthesis indicate cash outflow.
- The accompanying notes are as integral part of these Financial Statements.

This is the Cash Flow Statement referred to in our report of even date.

For Price Waterhouse
Firm Registration No. : 301112 E
Chartered Accountants



Anupam Dhanwan
Partner
Membership No. : 084451

Place : Gurgaon
Date : May 09, 2016

For and on behalf of the Board of Directors


P. Rajendran
Director
DIN : 00042531


Vijay K Thadani
Director
DIN : 00042527


P. Porkodi
Manager

Place: Gurgaon
Date: May 03, 2016


Pankaj Mantani
Chief Financial Officer


Arpita Bisaria Malhotra
Company Secretary

1 BACKGROUND OF THE COMPANY

NIIT Institute of Finance, Banking and Insurance Training Limited ('the Company') was incorporated on June 14, 2006 with equity participation from NIIT Limited and ICICI Bank Limited. The main object of the Company is to provide training in banking, finance & insurance sectors.

2 SIGNIFICANT ACCOUNTING POLICIES

i) Basis of Preparation

These financial statements have been prepared in accordance with the generally accepted accounting principles in India under the historical cost convention on accrual basis. Pursuant to the section 133 of the Companies Act, 2013, read with rule 7 of the Companies (Accounts) Rules, 2014, till the standards of accounting or any addendum thereto are prescribed by the Central Government in consultation and recommendation of the National Financial Reporting Authority, the existing Accounting Standards notified under the Companies Act, 1956 shall continue to apply. Consequently, these financial statements have been prepared to comply in all material aspects with the accounting standards notified under Section 211(3C) [Companies (Accounting Standards) Rules, 2006, as amended] and other relevant provisions of the Companies Act, 2013.

All assets and liabilities have been classified as current or non-current as per the Company's normal operating cycle and other criteria set out in the Schedule III to the Companies Act, 2013. Based on the nature of products and the time between the acquisition of assets for processing and their realisation in cash and cash equivalents, the Company has ascertained its operating cycle as 12 months for the purpose of current – non current classification of assets and liabilities.

ii) Tangible Fixed Assets and Depreciation

Fixed Assets are stated at acquisition cost, net of accumulated depreciation and accumulated impairment losses, if any. Losses arising from the retirement of, and gains or losses arising from disposal of fixed assets, are recognised in the Statement of Profit and Loss.

Depreciation is provided on a pro-rata basis on the straight-line method over the estimated useful lives of the assets based on a evaluation done by the management expert or the useful lives prescribed under Schedule II to the Companies Act, 2013, whichever is lower, in order to reflect the actual usage of the assets :

Plant and Equipments including:	
- Computers, printers and related accessories	3 years
- Electronic Equipments	8 years
- Air Conditioners	10 years
Office Equipments	5 years
Vehicles	8 years
Furniture & Fixtures	7 years
Leasehold Improvements	3-5 years or lease period, whichever is shorter
Assets under employee benefits scheme (except vehicles)	3 years
All other assets (including vehicles)	Rates prescribed under Schedule II to the Companies Act, 2013



iii) Intangible Fixed Assets and Amortisation

Expenses incurred on internal development of educational content and products are capitalised once their technical feasibility and ability to generate future economic benefits is established in accordance with the requirements of Accounting Standard 26, "Intangible Assets". Expenses incurred during the research phase till the establishment of commercial feasibility is charged to the Statement of Profit and Loss.

Intangible Fixed Assets are stated at acquisition cost or at cost incurred on internal development of such assets, net of accumulated amortisation and accumulated impairment losses, if any.

Amortization is provided on a pro-rata basis on the straight-line method over the estimated useful lives of 3-5 years.

Further, educational content, computer system and software are technically evaluated each year for their useful economic life and the unamortised amount of the asset is charged to Statement of Profit and Loss as amortisation over their revised remaining useful life.

iv) Impairment of Assets

All assets other than inventories and deferred tax assets, are reviewed for impairment, wherever events or changes in circumstances indicate that the carrying amount may not be recoverable. Assets whose carrying value exceeds their recoverable amount are written down to the recoverable amount.

v) Inventory Valuation – Traded Goods

Inventories are valued at lower of cost or net realisable value. Cost is determined using weighted average method and includes applicable costs incurred in bringing inventories to their present location and condition.

vi) Revenue Recognition

The revenue in respect of courseware component of fee is recognized on delivery of the material to the customer whereas the revenue from the tuition activity, training content and royalty is recognized over the period of the course commencing from the start of the batch.

vii) Other Income

Interest income is recognized on a time proportion basis taking into account the amount outstanding and the applicable rate of interest.

viii) Employee Benefits

Gratuity

The Company provides for gratuity, a defined benefit retirement plan (the "Gratuity Plan") covering eligible employees in accordance with the Payment of Gratuity Act, 1972. The Company makes contribution to a trust set up by the Holding Company ('the Trust') maintained with the Life Insurance Corporation of India. The Gratuity Plan provides a lump sum payment to vested employees at retirement, death, incapacitation or termination of employment, of an amount based on the respective employee's salary and the tenure of employment. The Company's liability is actuarially determined (Using the Projected Unit Credit method) at the end of the year and any shortfall in the fund size maintained by the Trust is charged to the statement of profit and loss.

Actuarial losses/ gains are recognised in the Statement of Profit and Loss in the year in which they arises.



Compensated Absences

Liability in respect of compensated absences is provided both for encashable leave and those expected to be availed. The Company has benefit plan for compensated absences for employees, the liability for which is determined on the basis of an actuarial valuation (Using the Projected Unit Credit method) at the end of the year. Any gain or loss arising out of such valuation is recognized in the Statement of Profit and Loss.

In respect of employees on deputation from other companies, the expense/ credit for the year is recovered from the company by their respective companies and recognised in the Statement of Profit and Loss.

Superannuation

The Company makes defined contribution to a trust established for the purpose by Holding Company. Contributions made during the year are charged to Statement of Profit and Loss. The Company has no further obligation beyond its contributions.

Provident Fund

In respect of employees deputed from the Holding Company, the Company contributes to the trust set up by the Holding Company. The Company's obligation is actuarially determined (using Projected Unit Credit method) and provided for if the circumstances indicate that the trust may not be able to earn adequate return to cover the interest rate notified by the Government. The Company's contribution is charged to the Statement of Profit and Loss. The Contribution in respect of employees directly employed by the Company is made to the Regional Provident Fund Commissioner. The Company's contribution is charged to the Statement of Profit and Loss as a defined contribution plan.

Pension Scheme

The Company makes defined contribution to a government administered pension fund on behalf of its employees. The Company's contribution towards Employee Pension Scheme is charged to Statement of Profit and Loss.

National Pension System

The Company makes defined contribution towards National Pension System for certain employees. The Company's contribution towards Employee Pension System is charged to Statement of Profit and Loss.

ix) Leases

The Company has taken premises on lease. Lease rental in respect of operating lease arrangements are charged to expense on a straight line basis as per the terms of the related agreements.

x) Borrowing Cost

Borrowing costs are recognised in the Statement of Profit and Loss for the period in which they are incurred except where the cost is incurred during the construction of an asset that takes a substantial period to get ready for intended use, in which case, these are capitalised.



xi) Taxation

Tax expense, comprising of both current tax and deferred tax are included in determining the net results for the year. Current Tax is measured at the amount expected to be paid to the tax authorities in accordance with the prevailing taxation laws. Minimum Alternate Tax (MAT) credit is recognised as asset only when and to the extent, there is reasonable certainty in future that the Company will pay tax as per the normal provisions of the Income Tax Act, 1961 during the specified period. MAT credit is utilized in the year when normal Income Tax is higher MAT.

Deferred tax is recognised for all the timing difference, subject to the consideration of prudence in respect of deferred tax assets. Deferred tax assets are recognised and carried forward only to the extent that there is a reasonable certainty that sufficient future taxable income will be available against which such deferred tax assets can be realised. Deferred tax assets and liabilities are measured using the tax rates and tax laws that have been enacted or substantively enacted by the Balance Sheet date. In situations, where the Company has unabsorbed depreciation or carried forward losses under tax laws, all deferred tax assets are recognised only to the extent that there is virtual certainty supported by convincing evidence that they can be realised against future taxable profits. At each Balance Sheet date, the Company re-assesses unrecognised deferred tax assets, if any.

xii) Provisions and Contingencies

The Company creates a provision when there is present obligation as a result of a past event that probably requires an outflow of resources and a reliable estimate can be made of the amount of obligation. Provisions are measured at the best estimate of the expenditure recognised to settle the present obligation at the balance sheet date and are not discounted to its present value. Contingent liabilities are disclosed when there is a possible obligation arising from past events, the existence of which will be confirmed only by the occurrence or non-occurrence of one or more uncertain future events not wholly within the control of the Company on a present obligation that arises from past events whether it is either not probable that an outflow of resources will be required to settle on a reliable estimate of the amount cannot be made.

xiii) Earnings Per Share

The earnings considered in ascertaining the Company's Earnings per share ('EPS') comprises the Net Profit after Tax. The number of shares used in computing the Basic EPS is the weighted average number of shares outstanding during the year. The Diluted EPS is calculated on the same basis as Basic EPS, after adjusting for the effects of potential dilutive equity shares.

xiv) Cash and Cash Equivalents

In the cash flow statement, cash and cash equivalents includes cash in hand, demand deposits with banks, other short-term highly liquid investments with original maturities of three months or less.



3	SHARE CAPITAL	As at March 31, 2016 Rs.	As at March 31, 2015 Rs.
	Authorised 11,000,000 Equity Shares of Rs. 10/- each (Previous year 11,000,000 Equity Shares of Rs. 10/- each)	110,000,000	110,000,000
		110,000,000	110,000,000
	Issued 10,112,500 Equity shares of Rs. 10/- each (Previous year 10,112,500 Equity Shares of Rs. 10/- each)	101,125,000	101,125,000
		101,125,000	101,125,000
	Subscribed and paid up 10,112,500 Equity shares of Rs. 10/- each fully paid up (Previous year 10,112,500 Equity Shares of Rs. 10/- each fully paid up)	101,125,000	101,125,000
		101,125,000	101,125,000

3.1	Reconciliation of the number of shares outstanding	As at March 31, 2016		As at March 31, 2015	
		No. of shares	Value Rs.	No. of shares	Value Rs.
	Equity Shares				
	Shares outstanding at the beginning and at the end of the year	10,112,500	101,125,000	10,112,500	101,125,000
	Shares outstanding at the end of the year	10,112,500	101,125,000	10,112,500	101,125,000

3.2	Shares in respect of each class in the Company held by	Name of the company	Class of shares Equity/ Preference	As at March 31, 2016 No. of shares	As at March 31, 2015 No. of shares
	Holding company	NIIT Limited	Equity	8,157,500	8,120,834

3.3	Shares held by each shareholder holding more than 5% shares	As at March 31, 2016		As at March 31, 2015	
		% of holding	No. of shares	% of holding	No. of shares
	Equity Shares				
	NIIT Limited	80.67%	8,157,500	80.31%	8,120,834
	ICICI Bank Limited	18.79%	1,900,000	18.79%	1,900,000

- 3.4 The Company has one class of equity shares having a par value of Rs. 10/- per share. Each shareholder is eligible for one vote per share held. In the event of liquidation, the equity shareholders are eligible to receive the remaining assets of the Company in proportion to their holding.



NIT Institute of Finance Banking and Insurance Training Limited
Notes to the Financial Statements for the year ended March 31, 2016

4	RESERVES AND SURPLUS	As at March 31, 2016 Rs.	As at March 31, 2015 Rs.
	(Deficit) in Statement of Profit and Loss		
	Balance as at beginning of the year	(100,363,251)	(34,943,081)
	Additional depreciation charged to Reserve	-	(2,420,451)
	Add : Profit/ (Loss) for the year	66,641,469	(62,999,719)
	Closing Balance at year end	(33,721,782)	(100,363,251)

5	LONG TERM BORROWINGS	Non Current	
		As at March 31, 2016 Rs.	As at March 31, 2015 Rs.
	UNSECURED		
	Loan from holding company (Refer Note below)	-	45,000,000
	Total	-	45,000,000

Note: Loan from holding company was repayable within 18 months and carried a rate of interest of 12.5% p.a.

6	TRADE PAYABLES	Current	
		As at March 31, 2016 Rs.	As at March 31, 2015 Rs.
	Sundry Creditors		
	Trade payables (Refer Notes 26 and 29)	18,128,180	60,705,253
		18,128,180	60,705,253

7	OTHER LIABILITIES	Current Liabilities	
		As at March 31, 2016 Rs.	As at March 31, 2015 Rs.
	Interest accrued but not due on borrowings	-	15,411
	Security Deposits	850,000	850,000
	Deferred Revenue	212,216	918,632
	Advances from Customers	4,049	16,598,012
	Payable to Employees	1,823,695	11,704,151
	Payable to Holding Company (Refer Note 30)	3,698,774	-
	Statutory Dues	1,257,845	5,748,592
	Other Payables	-	41,180
		7,846,579	35,875,978

8	PROVISIONS	Short-Term	
		As at March 31, 2016 Rs.	As at March 31, 2015 Rs.
	Employee benefits (Refer Note 20)		
	Provision for Gratuity	636,753	2,009,569
	Provision for Compensated Absences	1,158,000	4,224,000
		1,794,753	6,233,569

Institute of Finance Banking and Insurance Training Limited
to the Financial Statements for the year ended March 31, 2016

FIXED ASSETS

Description of Assets	GROSS BLOCK			DEPRECIATION AND AMORTISATION			(Amount in Rs.)	
	Cost As on April 1, 2015	Additions during the year	Sales / Adj. during the year	Total as on March 31, 2016	As on April 1, 2015	For the year	Sales / Adj. during the year	NET BLOCK As on March 31, 2016
<u>Tangible Asset</u>								
Plant & Equipment	32,984,288	3,215,629	35,829,623	370,294	28,740,829	598,116	29,186,217	152,728
Office Equipments	397,601	-	397,601	-	340,319	5,918	346,237	-
Household Improvements	11,181,534	-	11,181,534	-	10,673,674	231,850	10,905,524	-
Furniture & Fixtures	5,149,413	-	5,149,413	-	4,736,710	40,229	4,776,939	-
Vehicles	500,000	-	-	500,000	99,507	300,165	-	399,672
Sub Total (a)	50,212,836	3,215,629	52,558,171	870,294	44,591,039	1,176,278	45,214,917	552,400
<u>Intangible Asset</u>								
Content								
- Internally generated	64,880,527	-	-	64,880,527	62,436,743	1,693,220	-	64,129,963
- Acquired software	490,885	-	-	490,885	490,885	-	-	490,885
- Acquired	9,296,654	1,477,100	-	10,773,754	9,296,654	378,019	-	9,674,673
Sub Total (b)	74,668,066	1,477,100	-	76,145,166	72,224,282	2,071,239	-	74,295,521
Total (a+b)	124,880,902	4,692,729	52,558,171	77,015,460	116,815,321	3,247,517	45,214,917	74,847,921
								1,849,645
								2,167,539



9.01 Fixed Asset Schedule for the corresponding previous year

Description of Assets	GROSS BLOCK				DEPRECIATION AND AMORTISATION		(Amount in Rs.) NET BLOCK	
	Cost As on April 1, 2014	Additions during the year	Sales / Adj. during the year	Total as on March 31, 2015	As on April 1, 2014	For the year	Total as on March 31, 2015	As on March 31, 2015
i) Tangible Asset								
Plant & Equipment	33,929,994	1,829,090	2,774,796	32,984,288	28,436,472	2,643,514	28,740,829	4,243,459
Office Equipments	2,815,086	-	2,417,485	397,601	2,270,530	485,112	340,319	57,282
Leasehold Improvements	24,110,888	109,897	13,039,251	11,181,534	20,697,929	2,359,792	10,673,674	507,860
Furniture & Fixtures	7,346,109	158,319	2,355,015	5,149,413	6,600,998	350,897	4,736,710	412,703
Vehicles	-	500,000	-	500,000	-	99,507	99,507	400,493
Sub Total (a)	68,202,077	2,597,306	20,586,547	50,212,836	58,005,929	5,938,822	44,591,039	5,621,797
ii) Intangible Asset								
Content								
- Internally generated (refer note 1 below)	64,880,527	-	-	64,880,527	47,103,103	15,333,640	62,436,743	2,443,784
- Acquired	490,885	-	-	490,885	368,469	122,416	490,885	-
Software								
- Acquired	9,296,654	-	-	9,296,654	9,109,592	187,062	9,296,654	-
Sub Total (b)	74,668,066	-	-	74,668,066	56,581,164	15,643,118	72,224,282	2,443,784
Total (a+b)	142,870,143	2,597,306	20,586,547	124,880,902	114,587,093	21,581,940	116,815,321	8,065,581

Notes:

- 1 Depreciation for the year includes impairment charge of Rs.8,793,757/- in respect of internally generated content developed for training in Nigeria.
- 2 Intangibles include content and software whose remaining amortization period is 1 to 3 years. however, the net block of these Intangibles is not individually material to the financial statements as a whole.
- 3 Depreciation for the year includes an amount of Rs. 2,420,451/- charged directly to Reserve and Rs. 13,016/- charged to the depreciation expense for the year on account of revision in estimated useful life of fixed asset in accordance with Schedule II of the Companies Act, 2013.



10	Taxation		
a)	Break-up of Deferred Tax Assets :		
	Description	Year Ended March 31, 2016 (Rs.)	Year Ended March 31, 2015 (Rs.)
	Deferred Tax Assets:		
	Depreciation	10,073,236	11,694,696
	Provision for doubtful debts	2,515,202	2,616,128
	Provision for non-moving inventories	-	103,324
	Provision for Employee Benefits	687,036	1,926,661
	Total Deferred Tax Assets	13,275,474	16,340,809
	Less : Deferred Tax Assets not recognised in absence of virtual certainty	(13,275,474)	(16,340,809)
	Total	-	-

Note: Deferred tax assets and liabilities have been offset as they relate to the same governing taxation laws.

11	LOANS AND ADVANCES		Long Term		Short Term	
			As at March 31, 2016 Rs.	As at March 31, 2015 Rs.	As at March 31, 2016 Rs.	As at March 31, 2015 Rs.
i)	Security Deposits					
	Unsecured, considered good	(A)	242,379	1,682,248	3,160,762	3,160,762
ii)	Advances recoverable in cash or in kind		242,379	1,682,248	3,160,762	3,160,762
	Unsecured, considered good*		-	-	4,974,848	8,190,554
iii)	Other Advances	(B)	-	-	4,974,848	8,190,554
a)	Advance payment of Fringe Benefit Tax		2,320,278	2,320,278	-	-
	Less: Provision for Fringe Benefit Tax		(2,149,977)	(2,149,977)	-	-
			170,301	170,301	-	-
b)	Advance Tax		46,463,429	34,009,596	-	-
	Less : Provision for Tax		(13,922,413)	(9,347,647)	-	-
			32,541,016	24,661,949	-	-
c)	MAT Credit entitlement		9,399,619	5,318,333	-	-
			9,399,619	5,318,333	-	-
		(C)	42,110,936	30,150,583	-	-
	Total (A+B+C)		42,353,315	31,832,831	8,135,610	11,351,316

*Advances recoverable include input service tax credit aggregating to Rs. 1,648,901/- (Previous year Rs.3,998,403/-).



NIIT Institute of Finance Banking and Insurance Training Limited
Notes to the Financial Statements for the year ended March 31, 2016

12	TRADE RECEIVABLES	Non Current		Current	
		As at March 31, 2016 Rs.	As at March 31, 2015 Rs.	As at March 31, 2016 Rs.	As at March 31, 2015 Rs.
a)	Trade receivables outstanding for a period exceeding six months from the date they are due for payment				
	Unsecured, considered good	-	-	1,282,866	1,580,133
	Unsecured, considered doubtful	7,607,302	8,466,433	-	-
	Less: Provision for doubtful debts	(7,607,302)	(8,466,433)	-	-
		-	-	1,282,866	1,580,133
b)	Other Trade Receivables				
	Unsecured, considered good	-	-	11,369,805	22,300,344
		-	-	11,369,805	22,300,344
		-	-	-	-
	Grand Total	-	-	12,652,671	23,880,477

12.1	PROVISION FOR DOUBTFUL DEBTS	Non Current	
		As at March 31, 2016 Rs.	As at March 31, 2015 Rs.
	Opening Provision	8,466,433	8,023,755
	Add: Additional Provision	1,493,548	442,678
	Less: Bad Debts written off	2,352,679	-
	Closing Provision	7,607,302	8,466,433

13	OTHER ASSETS	Non Current		Current	
		As at March 31, 2016 Rs.	As at March 31, 2015 Rs.	As at March 31, 2016 Rs.	As at March 31, 2015 Rs.
	Interest Receivable	-	29,198	195,692	4,624
	Bank Deposits (Refer Note 15)	149,290	109,042	-	-
		149,290	138,240	195,692	4,624

14	INVENTORIES	As at March 31, 2016 Rs.	As at March 31, 2015 Rs.
	As at end of the year (Refer Note 30)		
	Traded Goods		
	Education and Training Material	-	3,032,894
	Less: Provision for Obsolescence	-	(334,382)
		-	2,698,512
	As at the beginning of the year		
	Traded Goods		
	Education and Training Material	3,032,894	3,496,235
	Less: Provision for Obsolescence	(334,382)	(334,382)
		2,698,512	3,161,853
	(Increase) / Decrease in Inventory	2,698,512	463,341

15	CASH AND BANK BALANCES	Current		Non Current	
		As at March 31, 2016 Rs.	As at March 31, 2015 Rs.	As at March 31, 2016 Rs.	As at March 31, 2015 Rs.
	Cash and cash equivalents:				
	Balance with banks				
	Current Accounts	11,518,613	51,908,790	-	-
	Bank deposits with original maturity of 3 months or less	13,000,000	15,003,883	-	-
	Cash on hand	-	2,017,991	-	-
	Cheques on hand	-	1,674,304	-	-
		24,518,613	70,604,968	-	-
	Other bank balances:				
	Bank deposits:				
	With original maturity of more than 3 months and upto 12 months	5,000,000	-	-	-
	With original maturity of more than 12 months	-	-	149,290	109,042
		5,000,000	-	149,290	109,042
	Amount disclosed under non-current assets (Refer Note 13)			(149,290)	(109,042)
		29,518,613	70,604,968	-	-

16 Contingent Liabilities:

(a) In respect of student claims not acknowledged as debts Rs.630,000/- (Previous year Rs.630,000/-).

(b) In respect of demand raised for Service Tax Rs. 38,709,114/- (Previous year Rs. 32,352,344/-).

Management does not foresee any cash outflow in respect of the above based on advice of legal counsel.

17	REVENUE FROM OPERATIONS	Year ended March 31, 2016 Rs.	Year ended March 31, 2015 Rs.
	Revenue		
	Tuition and Training Fee	121,268,629	260,580,963
	Consultancy Services	739,416	743,416
	Courseware Sales	65,530,230	133,737,216
	Revenue Sharing - Royalty (Refer note 30)	33,095,637	-
	License Fee	729,360	1,913,760
		221,363,272	396,975,355

18	OTHER INCOME	Year ended March 31, 2016 Rs.	Year ended March 31, 2015 Rs.
	Interest Income	1,070,671	3,573,386
	Profit on Sale of Fixed Assets (Net)	43,615	-
	Other non-operating income	584,501	55,800
		1,698,787	3,629,186

19	EMPLOYEE BENEFITS EXPENSES	Year ended March 31, 2016 Rs.	Year ended March 31, 2015 Rs.
	Salaries and Benefits	26,254,346	102,193,064
	Contribution to Provident and other Funds (Refer Note 20)	1,084,606	4,789,280
	Staff Welfare Expenses	647,985	2,854,274
		27,986,937	109,836,618

20 EMPLOYEE BENEFITS

A) Defined Contribution Plans

Company makes contribution towards Provident Fund and Superannuation Fund to a defined contribution retirement benefit plans for eligible employees.

During the year the Company has recognized the following amounts in the Statement of Profit and Loss :-

Particulars	Year ended March 31, 2016 (Rs.)	Year ended March 31, 2015 (Rs.)
Employers' Contribution to Provident Fund	658,290	1,576,047
Employers' Contribution to Superannuation Fund	81,861	368,674
Employers' Contribution to National Pension System	13,860	54,510
Employers' Contribution to Pension Scheme	325,166	1,105,333

The above include the following contributions in respect of employees on deputation from the Holding company being recovered by such company:

Particulars	Year ended March 31, 2016 (Rs.)	Year ended March 31, 2015 (Rs.)
Employers Contribution to Pension Scheme	7,916	24,158

Contribution toward Provident Fund, Superannuation Fund and Pension Scheme to the defined contribution plans includes following cost for Key Managerial Personnel:

Particulars	Year ended March 31, 2016 (Rs.)	Year ended March 31, 2015 (Rs.)
Employers Contribution to Provident Fund	265,683	298,676
Employers Contribution to Pension Scheme	26,452	21,660

B) Defined Benefit Plans

1. Provident Fund

The Company makes contributions to the "NIIT LIMITED EMPLOYEES' PROVIDENT FUND TRUST" ("the Trust"), in respect of employees deputed from the Holding Company. The plan has been classified as a Defined Benefit plan in accordance with AS-15 'Employee Benefits'. During the year the Company contributed Rs. 45,028/- (Previous year Rs. 184,354/-) to the Trust. The Company has an obligation to make good the shortfall, if any, between the return from the investments of the Trust and the notified interest rate. The Company's obligation in this regard is actuarially determined and provided for if the circumstances indicate that the Trust may not be able to generate adequate returns to cover the interest rates notified by the Government. Based on actuarial valuation carried out, there is no shortfall to be provided by the Company.

The details of fund and Plan Assets of the Trust as at the year end (as provided by the actuary):

i. Change in Defined Benefit Obligation :

Particulars	As at March 31, 2016 (Rs.)	As at March 31, 2015 (Rs.)
Present Value of obligation at the beginning of the year	33,420	53,730
Current service cost	-	7,580
Interest Cost	-	4,970
Actuarial (gain)/ loss on obligation	(33,420)	(32,860)
Present Value of obligation at the end of the year	-	33,420



ii. Change in Fair Value of Assets :

Particulars	As at March 31, 2016 (Rs.)	As at March 31, 2015 (Rs.)
Fair value of Plan Assets at the beginning of the year	715,830	472,410
Actuarial gain/ (loss) on Plan Assets	(715,830)	243,420
Fair value of Plan Assets at the end of the year	-	715,830

iii. Estimated Net Asset/(Liability) recognized in the Balance Sheet as at the year end

Particulars	As at March 31, 2016 (Rs.)	As at March 31, 2015 (Rs.)
Present Value of defined benefit obligation	-	33,420
Fair value of Plan Assets	-	715,830
Funded Status surplus/(deficit)	-	682,410
Net Asset/ Liability	-	-

iv. Assumptions used in accounting for provident fund

Discount Rate (Per annum)	-	7.75%
Expected return on Plan Assets	-	8.60%
Expected guaranteed interest rate	-	8.75% for the next year & 8.6% thereafter

2. Compensated Absences

Particulars	As at March 31, 2016 (Rs.)	As at March 31, 2015 (Rs.)
i. Change in Present value of Obligation :		
Present Value of obligation at the beginning of the year	4,224,000	4,448,870
Current service cost	1,169,090	1,541,620
Interest cost	327,360	411,520
Transfer of employees to holding company (Refer Note 30)	(2,437,000)	-
Plan amendments cost	(911,000)	-
Actuarial (gain)/ loss on obligation	(1,214,450)	(2,178,010)
Present value of obligation at the end of the year	1,158,000	4,224,000
Amount debited/ (credited) to the Statement of Profit and Loss (Under Salaries and Benefits)	(629,000)	(224,870)
ii. Assumptions used in accounting for Compensated Absences :		
Discount Rate (per annum)	7.75%	7.75%
Future Salary Increase	8% p.a.	7% p.a.



3. Gratuity Fund (Defined Benefit Plan):

In accordance with Accounting Standard 15 (revised 2005), an actuarial valuation was carried out in respect of contribution to Gratuity Fund.

Particulars	As at March 31, 2016 (Rs.)	As at March 31, 2015 (Rs.)
i. Change in benefit obligation:-		
Present Value of Obligation at the beginning of the Year	3,077,004	2,026,860
Interest Cost	227,850	172,130
Current service cost	629,260	487,260
Transfer of employees to holding company (Refer Note 30)	(2,039,194)	188,582
Actuarial (gain)/ loss on Obligations	(810,289)	534,172
Benefit paid	(274,000)	(332,000)
Present value of obligation as at the end of the year	810,631	3,077,004
ii. Change in Plan Assets:-		
Fair value of Plan Assets at the beginning of the year	1,067,435	785,185
Expected return on Plan Assets	86,900	75,340
Contributions	71,443	358,122
Transfer of employees to holding company (Refer Note 30)	(777,420)	188,582
Actuarial gain/ (loss) on Plan Assets	(480)	(7,794)
Benefit paid	(274,000)	(332,000)
Fair value of Plan Assets at the end of the year	173,878	1,067,435

iii. Amount of Liability recognized at the year end

Particulars	As at March 31, 2016 (Rs.)	As at March 31, 2015 (Rs.)	As at March 31, 2014 (Rs.)	As at March 31, 2013 (Rs.)	As at March 31, 2012 (Rs.)
Fair value of Plan Assets	173,878	1,067,435	785,185	1,056,215	1,019,537
Present value of obligation*	810,631	3,077,004	2,026,860	1,835,995	1,395,995
Net Liability as at year end	636,753	2,009,569	1,241,675	779,780	376,458

* Does not include liabilities towards employees on deputation.

iv. Net Gratuity Cost recognized in Statement of Profit and Loss:-

Particulars	As at March 31, 2016 (Rs.)	As at March 31, 2015 (Rs.)
Current service cost	629,260	487,260
Interest Cost	227,850	172,130
Expected return on Plan Assets	(86,900)	(75,340)
Net Actuarial (gain)/ loss recognized during the year	(809,809)	541,966
Cost recovered by holding company for employees on deputation	-	374,346
Expense/ (Credit) recognized in the Statement of Profit and Loss*	(39,599)	1,500,362
Actual return of plan assets	85,487	67,851

*Includes Rs.176,100/- (Previous year Rs.179,428/-) towards contribution for Key Managerial Personnel.

v. Assumptions used in accounting for gratuity liability:-

Particulars	As at March 31, 2016 (Rs.)	As at March 31, 2015 (Rs.)
Discount Rate (per annum)	7.75%	7.75%
Future Salary Increase	6.00%	6.00%
Expected Rate of Return on Plan Assets	9.10%	9.00%

Actuary's best estimate of contribution for the next year is Rs.802,000/- (Previous year Rs. 2,639,000/-).

Investment details of plan assets:

During the year, the Company has contributed to the Gratuity fund of the holding company, maintained accordingly the Life Insurance Corporation of India. The details of investment maintained by Life Insurance Corporation are not available with the Company and have not been disclosed.

The expected return on plan assets is determined considering several applicable factors mainly the composition of plan assets held, assessed risk of asset management, historical result of the return on plan assets.

Note: The estimate of future salary increases, considered in all actuarial valuations, takes into account inflation, seniority, promotions and other relevant factors, such as demand and supply in the employment market.

NIT Institute of Finance Banking and Insurance Training Limited
Notes to the Financial Statements for the year ended March 31, 2016

21	FINANCE COSTS	Year ended March 31, 2016 Rs.	Year ended March 31, 2015 Rs.
	Interest on loan	498,288	15,411
	Interest- others	1,809	142,993
		500,097	158,404

22	OTHER EXPENSES	Year ended March 31, 2016 Rs.	Year ended March 31, 2015 Rs.
	Equipment and Infrastructure Hiring	21,591,314	82,084,692
	Royalties	3,088,504	2,758,809
	Freight and Cartage	162,885	400,870
	Rent (net of recoveries) [Refer Note 28]	9,249,874	32,625,260
	Rates and Taxes	336,010	1,001,677
	Power & Fuel	2,354,054	8,472,987
	Communication	611,597	4,139,809
	Legal and Professional (Refer Note 23)	3,250,156	5,028,162
	Management Cost Recovery by Holding Company	5,294,136	16,229,881
	Travelling and Conveyance	4,212,917	12,232,119
	Provision for Doubtful Debts	1,493,548	442,678
	Bad Debt Written Off	2,352,679	
	Less: Provision for Doubtful Debts Utilized	(2,352,679)	
	Insurance	170,992	115,346
	Repairs and Maintenance		
	- Plant and Machinery	327,916	1,688,856
	- Buildings	90,662	311,691
	- Others	1,589,789	6,102,077
	Consumables	2,698,959	8,658,355
	Loss on Sale of Fixed Assets (Net)	-	294,033
	Loss on foreign currency translation and transaction (net)	2,038	6,727
	Security and Administration Services	800,830	3,360,137
	Bank Charges	553,958	1,543,135
	Advertisement and Publicity	20,763,617	64,400,395
	Other Marketing Expenses	264,677	1,152,086
	Expenditure towards Corporate Social Responsibility (CSR) activities*	320,000	940,000
	Sundry Expenses	706,298	4,437,032
		79,934,731	258,426,814

* Contribution to Grant given for promoting education activity (Refer Note 26)



NIIT Institute of Finance Banking and Insurance Training Limited
Notes to the Financial Statements for the year ended March 31, 2016

23	PAYMENT TO AUDITORS	Year ended March 31, 2016 Rs.	Year ended March 31, 2015 Rs.
	As auditor:		
	Statutory Audit	1,000,000	850,000
	Reimbursement of expenses (including Service Tax)	236,600	152,813
		1,236,600	1,002,813

24	EXCEPTIONAL ITEMS (Refer Note 30)	Year ended March 31, 2016 Rs.	Year ended March 31, 2015 Rs.
	Income:		
	Consideration for transfer of Order Book	16,867,945	-
	Profit on sale of Fixed Assets	3,817,586	-
		20,685,531	-

25	EARNINGS PER SHARE	Year Ended 31st March, 2016 (Rs.)	Year Ended 31st March, 2015 (Rs.)
	Profit/ (Loss) attributable to Equity Shareholders (Rs.) – (A)	66,641,469	(62,999,719)
	Weighted Average number of Equity shares Outstanding during the year – (B)	10,112,500	10,112,500
	Nominal Value of Equity Shares	10/-	10/-
	Basic and Diluted Earnings/ (Loss) per share (Rs) (A/B)	6.59	(6.23)

As there are no dilutive securities at the year end, the basic and diluted earnings/ (loss) per share are same.



26 RELATED PARTY DISCLOSURES

A. Related party relationship where control exists

Holding Company - NIIT Limited

Fellow Subsidiaries

Name of Company

- 1 NIIT Online Learning Ltd - (Amalgamated with NIIT Limited w.e.f. April 01, 2014)
- 2 Scantech Evaluation Services Ltd - (Amalgamated with NIIT Limited w.e.f. April 01, 2014)
- 3 NIIT Yuva Jyoti Limited
- 4 NIIT Institute of Process Excellence Limited
- 5 Mindchampion Learning Systems Limited (Formerly known as Hole-in-the-Wall Education Limited)
- 6 Evolv Services Limited - (Amalgamated with NIIT Limited w.e.f. April 01, 2014)
- 7 NIIT Ltd, UK
- 8 NIIT Antilles NV, Netherlands Antilles
- 9 NIIT Malaysia Sdn. Bhd, Malaysia
- 10 NIIT GC Ltd (formerly NIIT TVE Ltd, Mauritius), Mauritius
- 11 NIIT China (Shanghai) Limited, Shanghai, China
- 12 NIIT Wu Xi Service Outsourcing Training School, China
- 13 Chongqing NIIT Education Consulting Limited, China
- 14 Wu Xi NIIT Information Technology Consulting Limited, China
- 15 Changzhou NIIT Information Technology Consulting Limited, China
- 16 Su Zhou NIIT Information Technology Consulting Limited, China
- 17 NIIT (USA) Inc, USA
- 18 NIIT Ventures Inc, USA (Merged with NIIT (USA) Inc, USA w.e.f. December 01, 2014)
- 19 PT NIIT Indonesia, Indonesia (Under Liquidation)
- 20 NIIT West Africa Limited, Nigeria
- 21 Qingdao NIIT Information Technology Co., Ltd., China
- 22 Chongqing An Dao Education Consulting Limited, China
- 23 Zhangjiagang NIIT Information Services Ltd., China
- 24 Chengmai NIIT information technology Co., Ltd., China
- 25 Dafeng NIIT information technology Co., Ltd., China
- 26 Guizhou NIIT information technology consulting Co., Ltd., China
- 27 NIIT (Ireland) Ltd., Ireland
- 28 NIIT Learning Solutions (Canada) Limited

B. Other related parties with whom company has transacted

a. Key Managerial Personnel :

Mr. Bimal K Jain - Manager (upto December 16, 2015)

Ms. Porkodi Palani - Manager (w.e.f. March 14, 2016)*

Ms. Pankaj Mamtani

* Note: Appointment of Ms. Porkodi Palani is subject to approved in next board meeting.

b. Others

1. NIIT University (a body corporate in which two Non-Executive Directors of the Company are members of its governing body).



C. Details of significant transactions with the Related Parties carried out in the ordinary course of business:

Nature of Transactions*	Holding Company (Rs.)	Fellow Subsidiaries (Rs.)	Key Managerial Personnel (Rs.)	Parties in which Key Managerial Personnel of the Company are interested	Total (Rs.)
Services Received (Refer Note a below)					
Other Expenses	Nil (10,185,929)	Nil (Nil)	Nil (Nil)	554,240 (3,735,280)	554,240 (13,921,209)
Outsourced Professional Faculty	Nil (Nil)	Nil (1,109,450)	Nil (Nil)	Nil (Nil)	- (1,109,450)
Course Execution Expenses	43,565,438 (Nil)	Nil (Nil)	Nil (Nil)	Nil (Nil)	43,565,438 -
Interest Paid (Finance Cost)	498,288 15,411	Nil (Nil)	Nil (Nil)	Nil (Nil)	498,288 15,411
Loan Repayment	45,000,000 (Nil)	Nil (Nil)	Nil (Nil)	Nil (Nil)	45,000,000 (Nil)
Loan Received	Nil (45,000,000)	Nil (Nil)	Nil (Nil)	Nil (Nil)	- (45,000,000)
Recovery of Expenses From (Other Expenses)(Refer Note b below)	1,064,200 (6,799,446)	Nil (205,820)	Nil (Nil)	Nil (Nil)	1,064,200 (7,005,266)
Services Rendered (Royalty) (Refer Note c below)	36,531,397 (9,177,608)	552,000 (3,487,200)	Nil (Nil)	Nil (180,000)	37,083,397 (12,844,808)
Sale of Fixed Assets	11,075,423 (Nil)	Nil (Nil)	Nil (Nil)	Nil (Nil)	11,075,423 (Nil)
Fixed Asset Purchased	Nil (500,000)	Nil (Nil)	Nil (Nil)	Nil (Nil)	Nil (500,000)
Management Cost Recovery (Other Expenses)	5,290,796 (16,229,881)	Nil (Nil)	Nil (Nil)	Nil (Nil)	5,290,796 (16,229,881)
Recovery of Expenses by					
Employee Benefits Expenses	57,074 (797,842)	Nil (Nil)	Nil (Nil)	Nil (Nil)	57,074 (797,842)
Outsourced Professional Faculty	Nil (178,652)	Nil (Nil)	Nil (Nil)	Nil (Nil)	Nil (178,652)
Purchase of Traded Goods	14,739 (47,427)	Nil (Nil)	Nil (Nil)	Nil (Nil)	14,739 (47,427)
Other Expenses	14,462,820 (40,753,765)	Nil (Nil)	Nil (Nil)	Nil (Nil)	14,462,820 (40,753,765)
Sale of Order Book	16,867,945 (Nil)	Nil (Nil)	Nil (Nil)	Nil (Nil)	16,867,945 (Nil)
Courseware Sale	4,345,481 (Nil)	Nil (Nil)	Nil (Nil)	Nil (Nil)	4,345,481 (Nil)
Remuneration (Refer Note d below)	Nil (Nil)	Nil (Nil)	7,591,223 (9,943,640)	Nil (Nil)	7,591,223 (9,943,640)

* Excluding taxes

D. Details of outstanding balances with related parties:

(Amount in Rs.)

Particulars	Payables As at 31.03.2016	Receivable As at 31.03.2016	Payables As at 31.03.2015	Receivable As at 31.03.2015
Holding Company	8,522,679	3,151,063	14,179,093	5,933,838
Key Managerial Personnel	86,848	-	1,455,268	31,830
Fellow Subsidiary (Refer Note e below)	-	436,436	1,224,389	1,271,126
Parties in which Key Managerial Personnel of the Company are interested	-	758,999	186,971	202,248

Note :

a. Includes services received from:

- NIIT University is Rs.554,240/- (Previous year Rs.3,735,280/-)
- (Includes Rs. 320,000/- (Previous year Rs. 940,000/-) towards Corporate Social Responsibilities)
- NIIT Institute of Process Excellence Limited is Nil (Previous year Rs.1,109,450/-).

b. Includes recovery of expenses from:

- NIIT Institute of Process Excellence Limited is Nil (Previous year Rs.205,820/-).

c. Includes services rendered to:

- NIIT Institute of Process Excellence Limited is Rs.552,000/- (Previous year Rs.3,487,200/-).
- NIIT University is Nil (Previous year Rs.180,000/-).

d. Remuneration to Key Managerial Personnel:

- Mr. Bimal K Jain is Rs.4,620,377/- (Previous year Rs.8,663,594/-).
- Ms. Pankodi Palani is Rs.1,12,250/- (Previous year Rs. Nil).
- Mr. Anshul Arora is Rs. Nil (Previous year Rs. 1,12,453).
- Mr. Pankaj Mamtani is Rs.2,858,596/- (Previous year Rs.167,593/-).

e. Includes payable to:

- NIIT Institute of Process Excellence Limited is Nil (Previous year Rs.1,224,389/-).
- NIIT University is Nil (Previous year Rs. 186,971/-).

Includes receivable from:

- NIIT Institute of Process Excellence Limited is Nil (Previous year Rs.1,271,126/-).

2

NHT Institute of Finance Banking and Insurance Training Limited
Notes to the Financial Statements for the year ended March 31, 2016

27 Segment Reporting

The Company is in the business of imparting education and training in the fields of finance, banking and insurance which is viewed by the management as a single segment, i.e. learning solutions in accordance with AS 17 'Segment Reporting'. The Company operates in a single geography (India) and accordingly, secondary segment reporting is not applicable.

28 Leases - Operating

The Company has entered into leases for office premises and employee accommodations which are cancellable at the option of the Company by giving requisite notice.

Aggregate payments during the year under operating leases are as shown hereunder:

Particulars	As at March 31, 2016 (Rs.)	As at March 31, 2015 (Rs.)
In respect of Premises (net)*	8,255,698	31,345,663
In respect of Vehicles	994,176	1,279,597

*The Company has recovered Rs.615,990/- (Previous year Rs.3,957,206/-) for sharing of premises.

29 Disclosure in respect of Micro, Small and Medium enterprises

Based on the information available with the Company, there is no vendor covered under the Micro, Small and Medium Enterprises Development Act, 2006.

30 The Holding Company initiated steps to consolidate physical capacity across its various offerings which was spread across its own centres and those that were also owned by other subsidiaries. This included consolidation of role and responsibilities across people organisation. As a result of these activities, the tangible fixed assets, order book, inventories and people were transferred to the holding company effective July 1, 2015, pursuant to the arrangements entered into by the Company with the holding company. Consequently, the following balances as at June 30, 2015, have been transferred to the holding company -

Nature of Transaction	Amount in Rs.
- Transfer of Tangible Fixed Assets (including profit on sale of assets Rs.3,817,586/- (Refer notes 9 and 24)	11,075,423
- Sale of Courseware	4,345,481
- Consideration for Order Book (Refer note 24)	16,867,945
- Transfer of Existing Student Advances	24,392,900
- Employees Obligations (Refer notes 8 and 20)	3,698,774

Pursuant to the above arrangements, w.e.f July 1, 2015, the Company is sourcing the execution and training delivery from the holding company and is providing content for student trainings to the holding company in exchange for royalty income.

Accordingly, the figures for the current year are not comparable to the corresponding previous year.



NHT Institute of Finance Banking and Insurance Training Limited
Notes to the Financial Statements for the year ended March 31, 2016

31. Previous year figures have been reclassified to conform to current year classification.

Signature to Notes '1' to '31' of these financial statements.

For and on behalf of the Board of Directors

For Price Waterhouse
Firm Registration No. : 301112 E
Chartered Accountants



Anupam Dhawan
Partner
Membership No. : 084451

Place : Gurgaon
Date : May 09, 2016



P. Rajendran
Director
DIN : 00042531

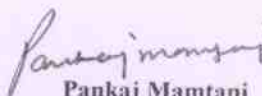


Vijay K Thadani
Director
DIN : 00042527

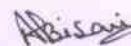


Porkodi Palani
Manager

Place : Gurgaon
Date : May 03, 2016



Pankaj Mamtani
Chief Financial Officer



Arpita Bisaria Malhotra
Company Secretary